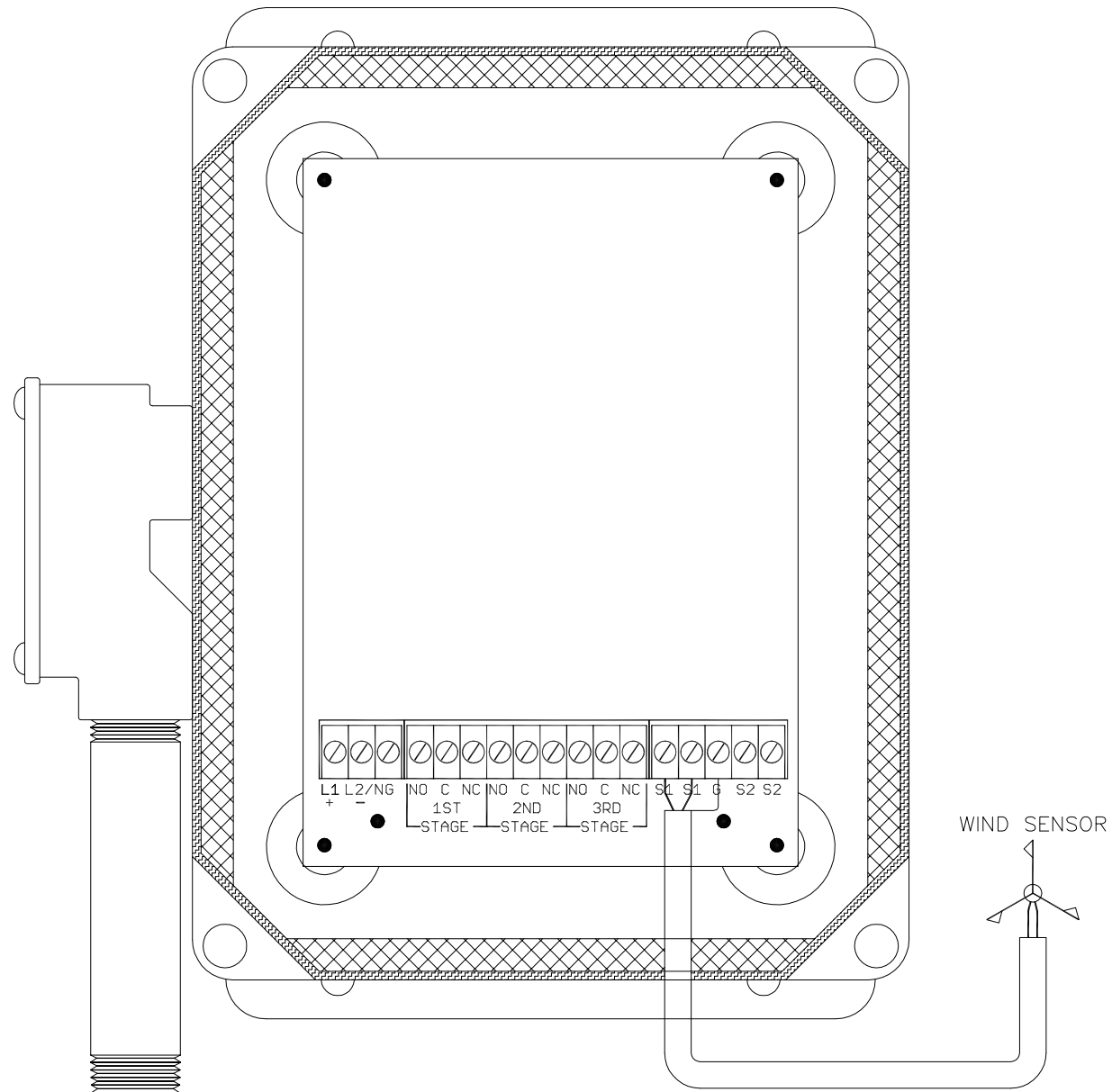


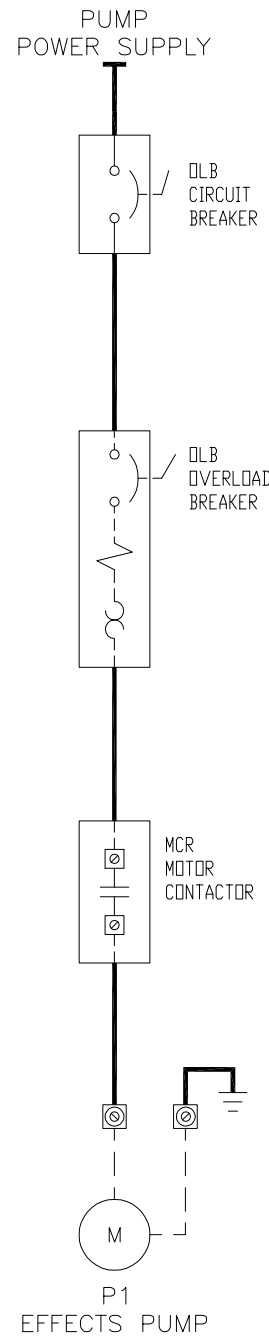
WIND RANGER BASIC HOOKUP



WIND RANGER
POWER INPUT
120V/AC
0.17 AMP MAX.

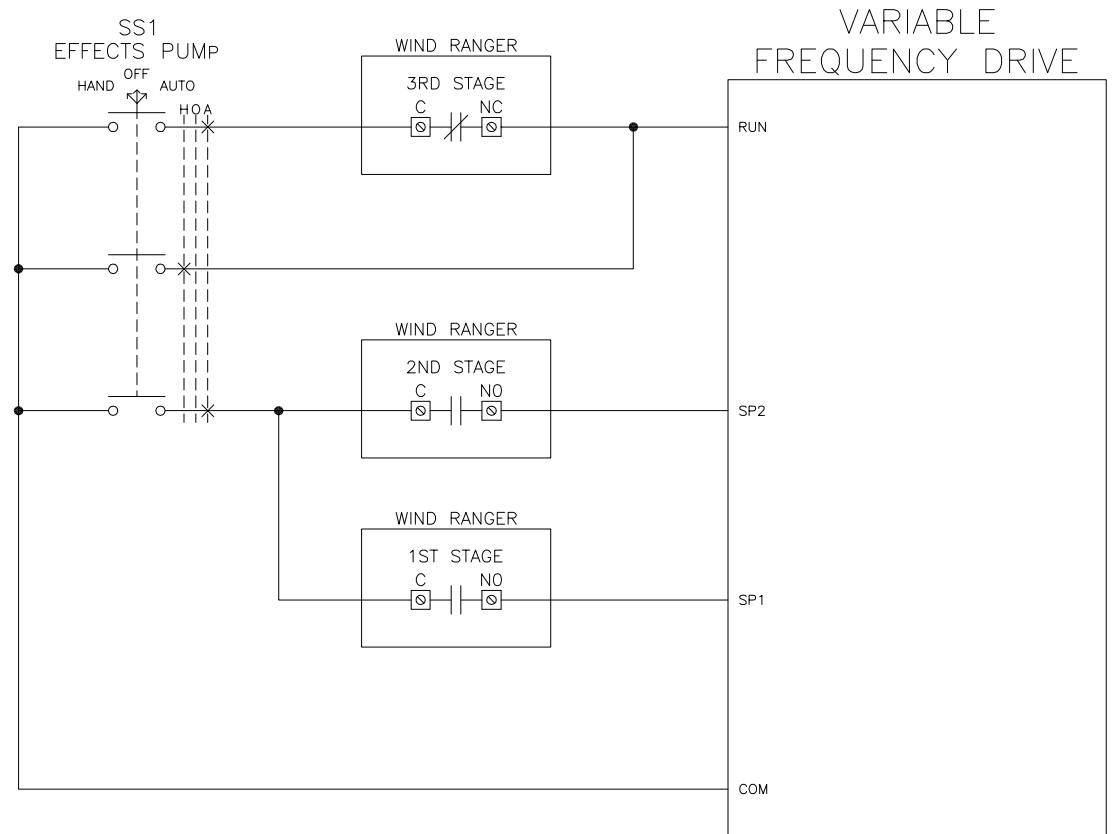
RECOMMENDED
WIND SENSOR INTERFACE CABLE 2
WIRE TWISTED SHIELDED PAIR
BELDEN 9461 OR EQUIVALENT

TYPICAL PUMP POWER CIRCUIT



TYPICAL CUSTOMER INTERFACE: THREE STAGE UNIT CONTROL CIRCUIT

**OBSERVE CLASS 2 WIRING
PRACTICES TO MAINTAIN CLASS
2 INTEGRITY



NO.	REVISION DESCRIPTION	REV BY	CHK BY	APP. BY	DATE
8					
7					
6					
5					
4					
3					
2					
1					

WIND RANGER

8065 East Crystal Drive
ANAHEIM, CA 92807
PHONE (714) 998-5656
FAX (714) 998-6565
WWW.WINDRANGERS.COM

UL LISTED CONTROL PANELS
FABRICATED BY
SOUTH COAST CONTROLS
(714) 998-5656
UL FILE #E122361

DR. SDM	I.D. NO.: -
DSGN.	PROJECT NO. -
CK.	DWG. SCALE -
AP.	PLOT SCALE
DATE 01/23/2017	
SCC Ser. WR10JA000-ECD	SHEET 1 OF 1

CUSTOMER:	-
TITLE:	WIND RANGER UL THREE STAGE UNIT EXAMPLER CONNECTION DIAGRAM
DWG. No.	WR10JA000_ul-ECD3.0
REV. No.	A

—CONFIDENTIAL—
NOT TO BE DISCLOSED, USED OR DUPLICATED
EXCEPT AS AUTHORIZED IN WRITING BY SOUTH COAST CONTROLS