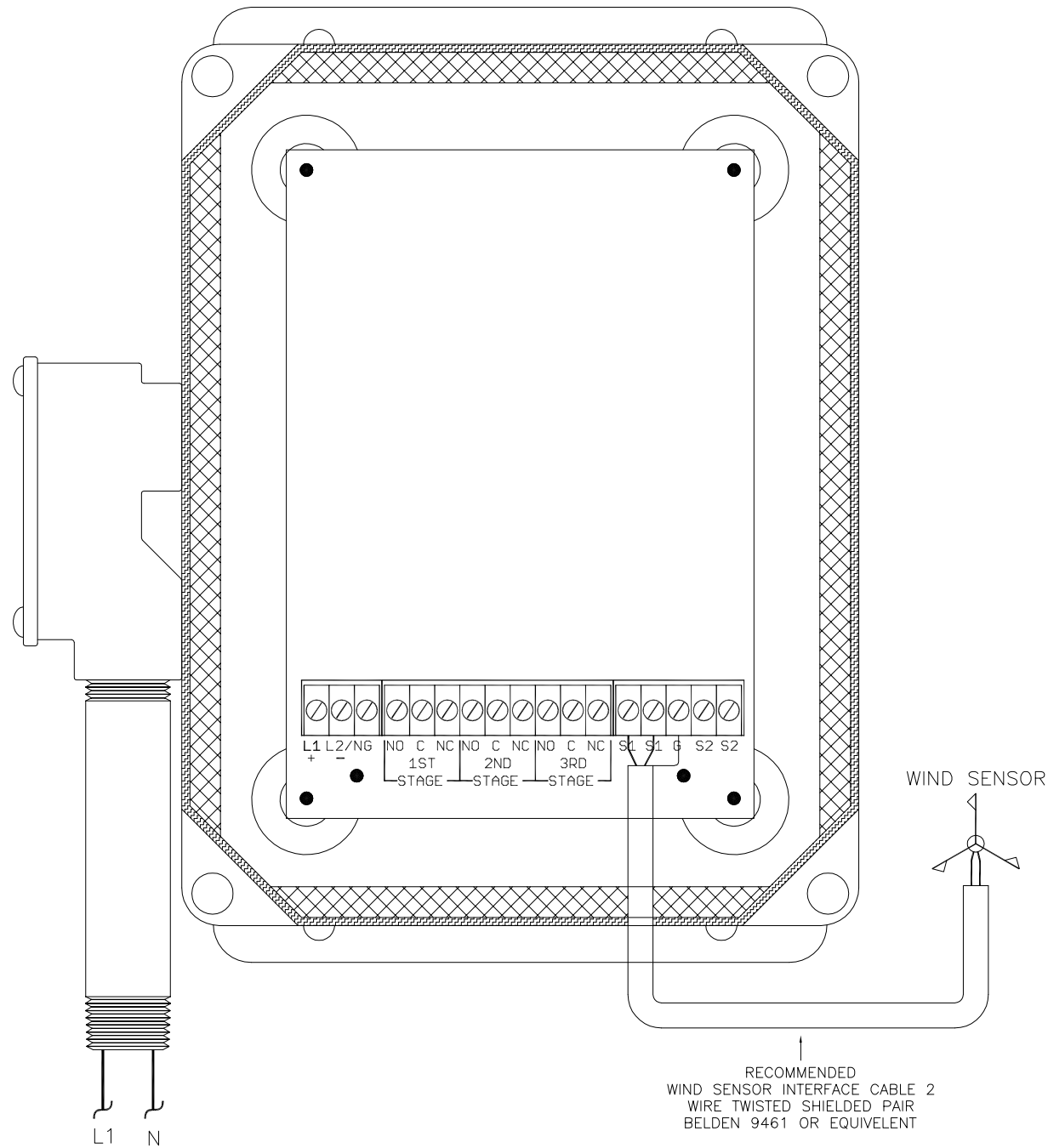
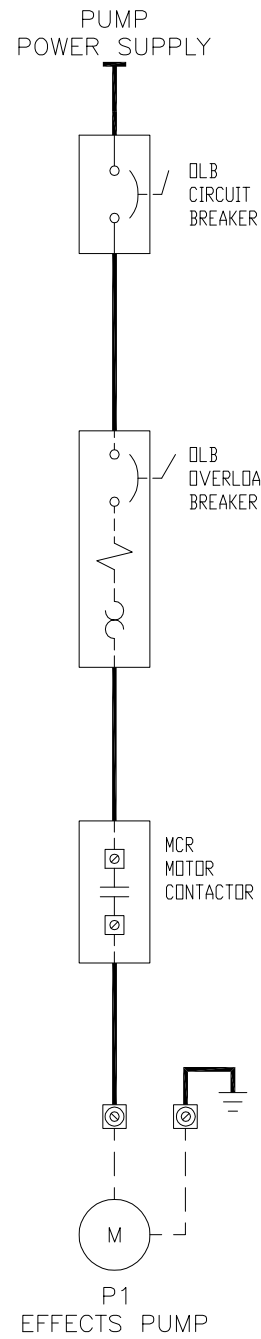


WIND RANGER BASIC HOOKUP

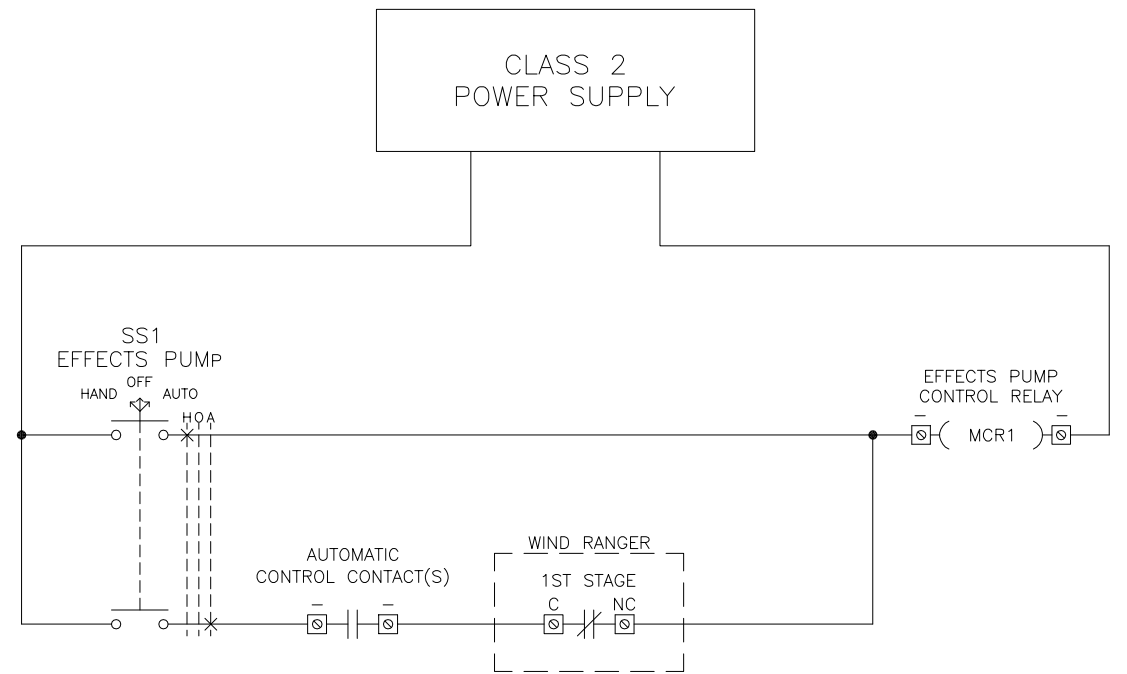


WIND RANGER
POWER INPUT
120V/AC
0.17 AMP MAX.

TYPICAL PUMP POWER CIRCUIT



TYPICAL CUSTOMER INTERFACE: SINGLE STAGE UNIT CONTROL CIRCUIT **OBSERVE CLASS 2 WIRING PRACTICES TO MAINTAIN CLASS 2 INTEGRITY



NO.	REVISION DESCRIPTION	REV BY	CHK BY	APP. BY	DATE
8					
7					
6					
5					
4					
3					
2					
1					

WIND RANGER

8065 East Crystal Drive
ANAHEIM, CA 92807
PHONE (714) 998-5656
FAX (714) 998-6565
WWW.WINDRANGERS.COM

UL LISTED CONTROL PANELS
FABRICATED BY
SOUTH COAST CONTROLS
(714) 998-5656
UL FILE #E122361

DR. SDM	I.D. NO.: -
DSGN.	PROJECT NO. -
CK.	DWG. SCALE -
AP.	PLOT SCALE
DATE 01/16/17	
SCC Ser. WR10JA000-ECD	SHEET 1 OF 1

CUSTOMER:	-
TITLE:	WIND RANGER UL SINGLE STAGE UNIT EXAMPLER CONNECTION DIAGRAM WITH HOA
DWG. No.	WR10JA000_ul-ECD1.1
REV. No.	A

—CONFIDENTIAL—
NOT TO BE DISCLOSED, USED OR DUPLICATED
EXCEPT AS AUTHORIZED IN WRITING BY SOUTH COAST CONTROLS