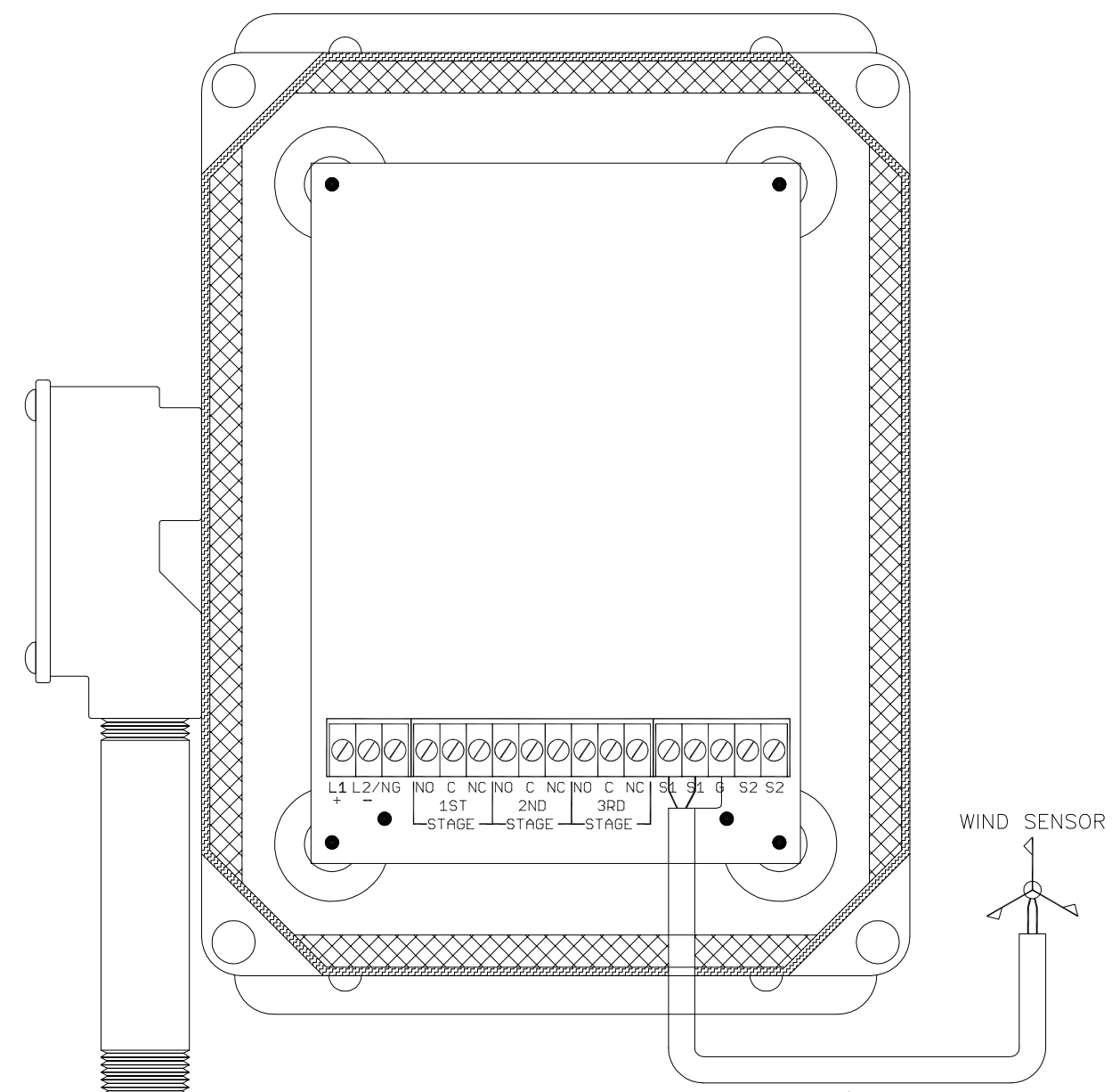


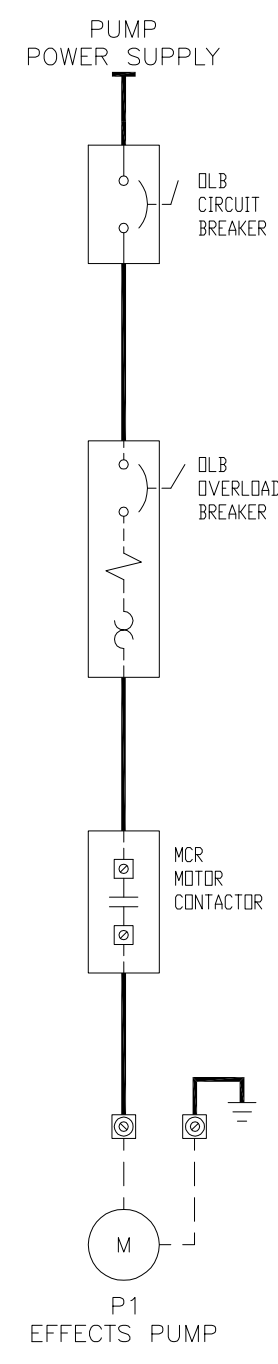
# WIND RANGER BASIC HOOKUP



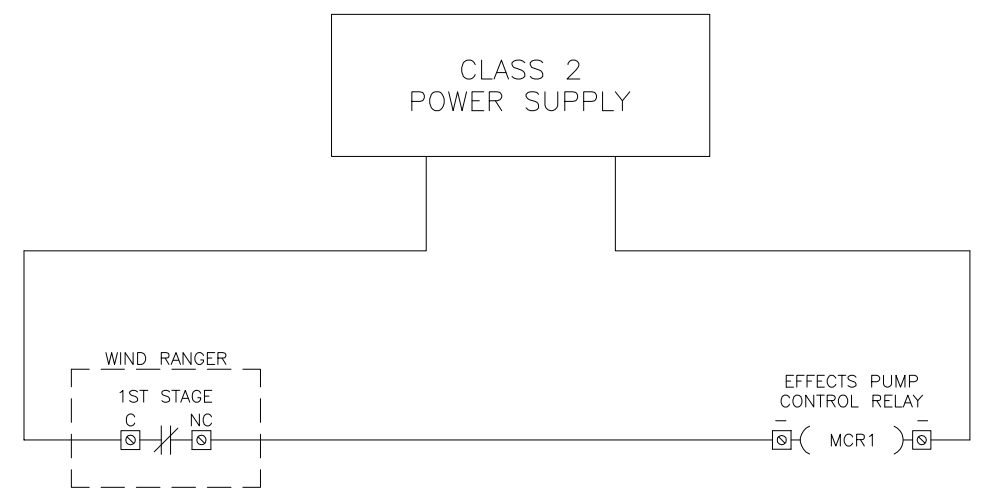
WIND RANGER  
POWER INPUT  
120V/AC  
0.17 AMP MAX.

RECOMMENDED  
WIND SENSOR INTERFACE CABLE 2  
WIRE TWISTED SHIELDED PAIR  
BELDEN 9461 OR EQUIVALENT

# TYPICAL PUMP POWER CIRCUIT



# TYPICAL CUSTOMER INTERFACE: SINGLE STAGE UNIT CONTROL CIRCUIT \*\*OBSERVE CLASS 2 WIRING PRACTICES TO MAINTAIN CLASS 2 INTEGRITY



NO.	REVISION DESCRIPTION	REV BY	CHK BY	APP. BY	DATE

**WIND RANGER** 8065 East Crystal Drive  
ANAHEIM, CA 92807  
PHONE (714) 998-5656  
FAX (714) 998-6565  
WWW.WINDRANGERS.COM

UL LISTED CONTROL PANELS  
FABRICATED BY  
**SOUTH COAST CONTROLS**  
(714) 998-5656  
UL FILE #E122361

—CONFIDENTIAL—  
NOT TO BE DISCLOSED, USED OR DUPLICATED  
EXCEPT AS AUTHORIZED IN WRITING BY SOUTH COAST CONTROLS

DR. SDM	I.D. NO.: -
DSGN.	PROJECT NO. -
CK.	DWG. SCALE -
AP.	PLOT SCALE
DATE 01/16/17	
SCC Ser. WR10JA000-ECD	SHEET 1 OF 1

CUSTOMER:	-
TITLE:	WIND RANGER UL SINGLE STAGE UNIT EXAMPLER CONNECTION DIAGRAM WITHOUT HOA
DWG. No.	WR10JA000_ul-ECD1.0
REV. No.	A